

ThinkCopy

user guide
Copy Trader



High-risk investment



Risk Warning: Derivative products are leveraged products and can result in losses that exceed initial deposits. Please ensure you fully understand the risks and take care to manage your exposure and seek independent advice if necessary.

ThinkMarkets Group is a global financial services provider, ThinkMarkets is a registered trademark of the group, that operates among various entities. For more information, please visit the About Us section.

TF Global Markets Int Limited is authorised and regulated by the Financial Services Authority, Firm Reference Number SD060. Registered address: CT House, Office 9B, Providence, Mahe, Seychelles. Company number 8424818-1. Clients will engage with services offered by TF Global Markets Int Limited, unless otherwise stated, please see the legal documents, including the Terms & Conditions for specific details.

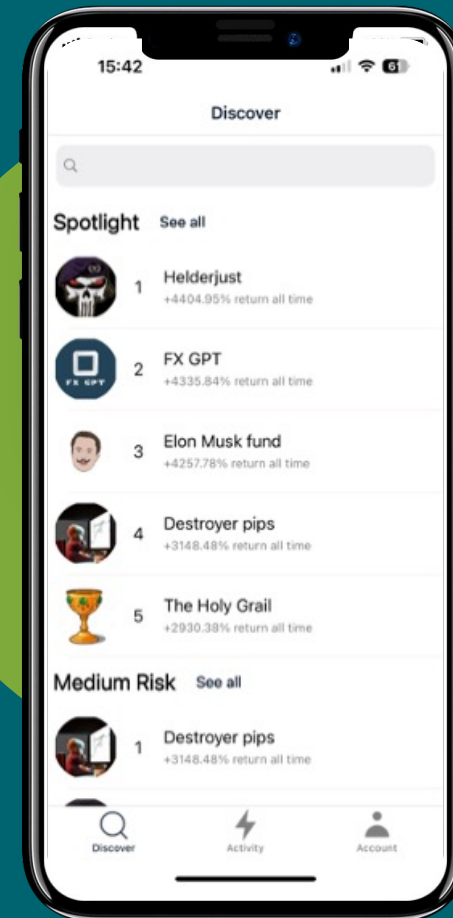
TF Global Markets (STL) Limited is registered in Saint Lucia, registration number: 2023-00272. Registered address: Ground Floor, the Sotheby Building, Rodney Village, Rodney Bay, Gros-Islet, Saint Lucia.

Please see the legal documents, including the Terms & Conditions for specific details.

The information on this site is not directed to residents of the United States, Canada, Bermuda and Japan and is not intended for distribution to, or use by, any person in any country or jurisdiction where such distribution or use would be contrary to local law or regulation.

Overview

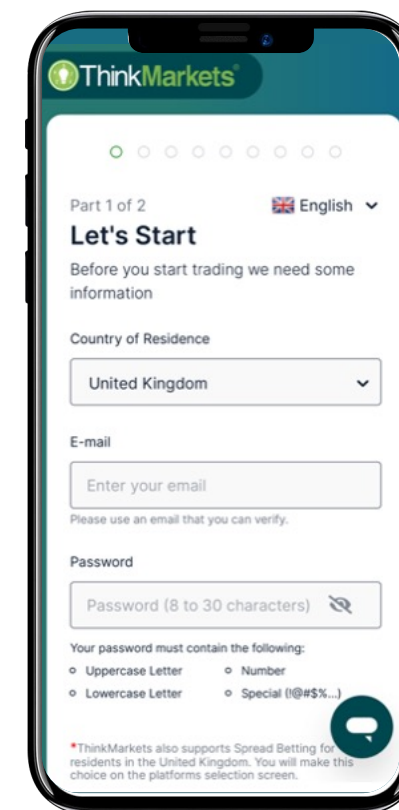

- How to get started
 - [New to ThinkMarkets](#)
 - [Existing ThinkMarkets clients](#)
- [Steps on how to copy someone](#)
- [How to manually open a position](#)
- [How to inverse](#)



How to get started: new to ThinkMarkets




- Download **ThinkCopy** app via [iOS App Store](#) or [Google Play Store](#).
- In the app tap '**First time here?**'
- Fill out details and fund your **ThinkCopy** account.
- Make sure you remember your ThinkPortal password.



How to get started: new to ThinkMarkets

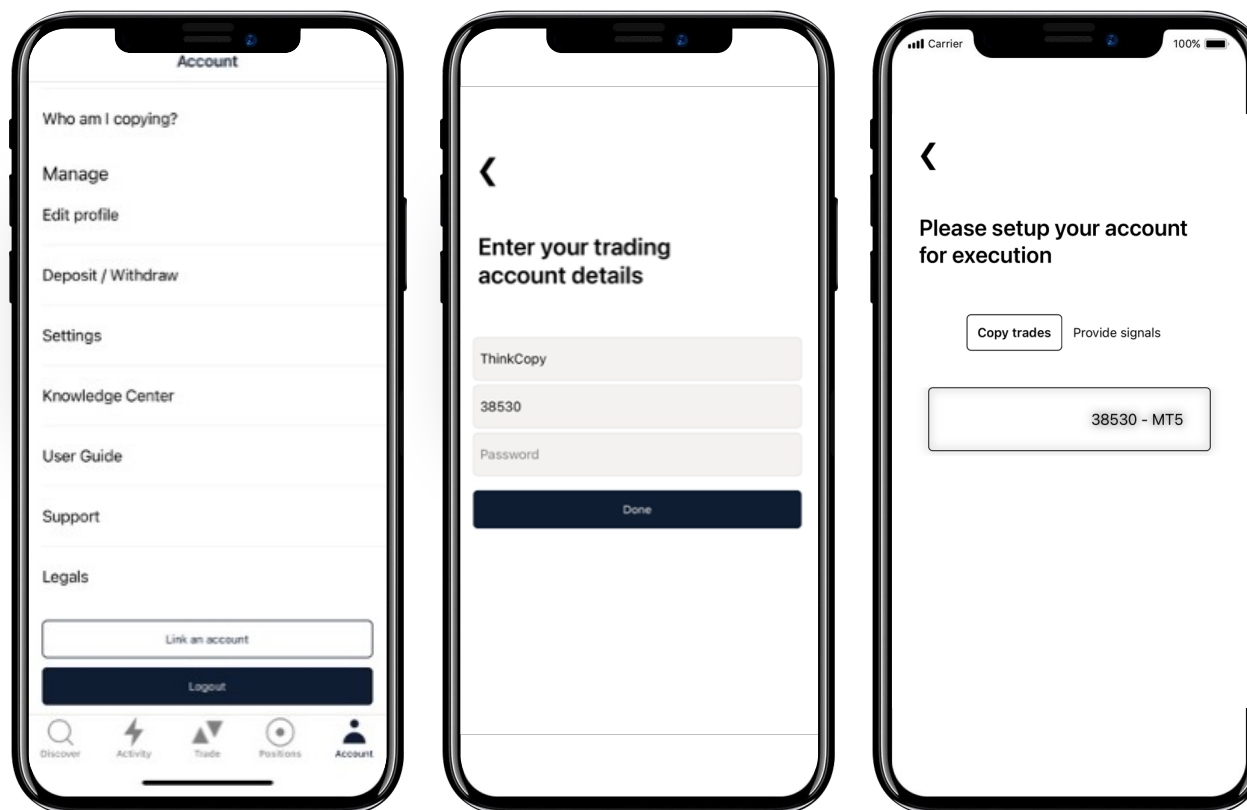
- Go back to the **ThinkCopy app**.
- Tap **'Log in'**.
- Enter the details of the ThinkPortal account you have just created.
- Tap **'Account'** in the bottom menu.



How to get started: new to ThinkMarkets

- Tap '**Link an account**'.
- Enter your **ThinkCopy** account number and password sent to your email.
- Choose '**Copy trades**'.
- Tap your account number.

Your Copy Trader account is now set.



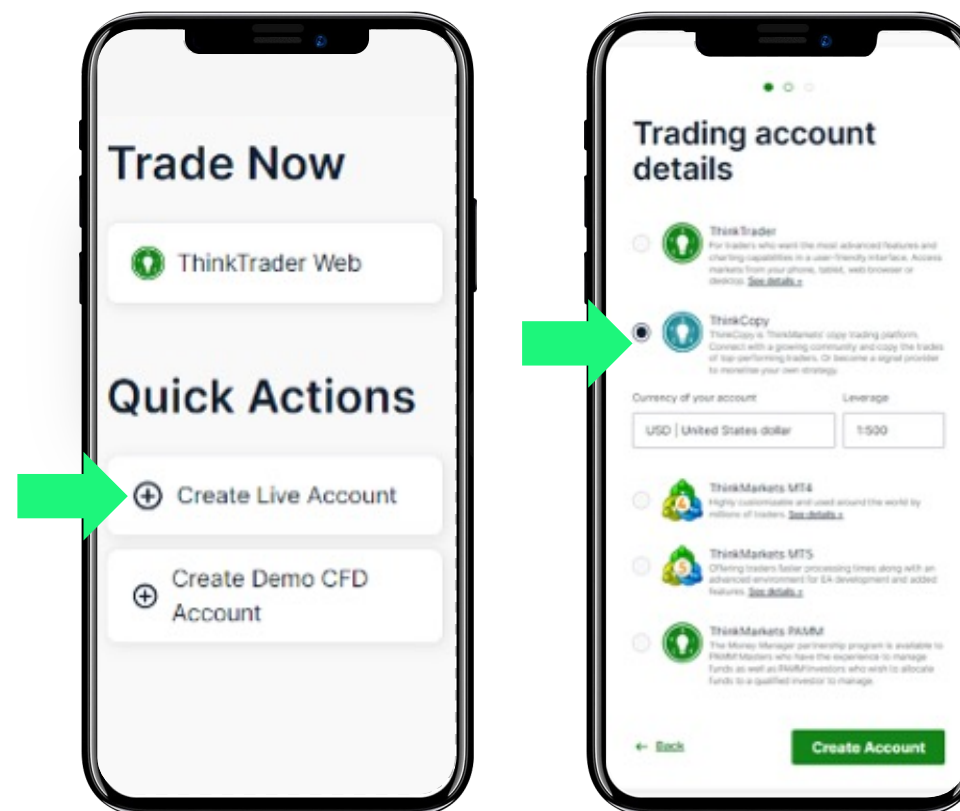
How to get started

For existing
ThinkMarkets clients



How to get started: existing ThinkMarkets clients

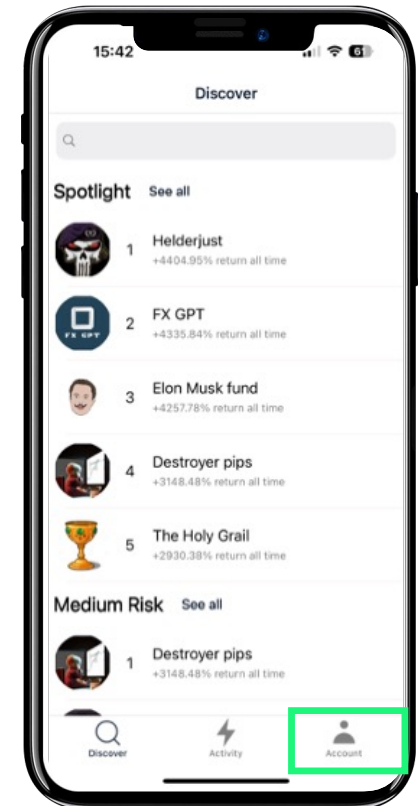

- Go to portal.thinkmarkets.com.
- Create a **ThinkCopy** account.
- Save the account number and password.
- Deposit or transfer funds to your new **ThinkCopy** account.
- Download **ThinkCopy** app from the '**Copy Trading**' tab in the ThinkPortal's menu.



How to get started: existing ThinkMarkets clients



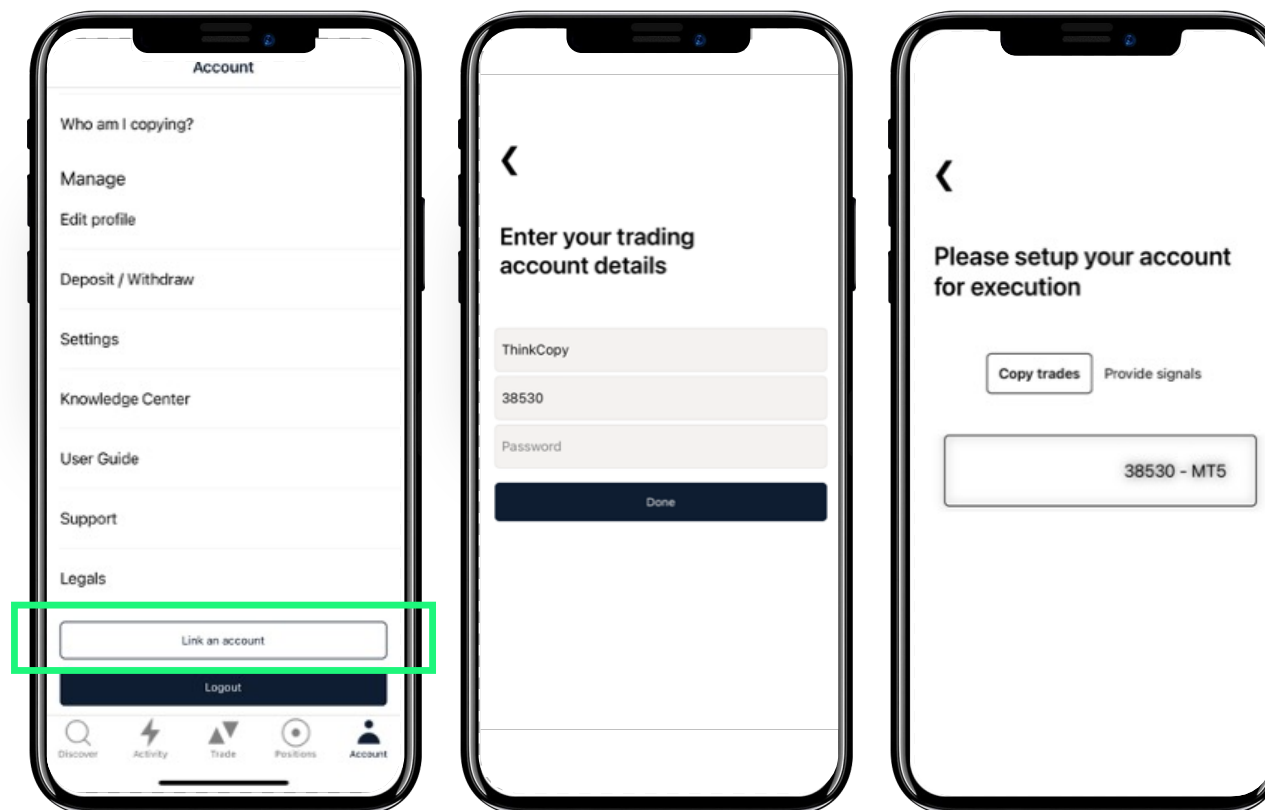
- Tap '**Log in**'.
- Enter your ThinkPortal credentials.
- Tap '**Account**' in the bottom menu.



Steps to login for existing ThinkMarkets clients

- Tap '**Link an account**'.
- Enter your **ThinkCopy** account number and password.
- Choose '**Copy trades**'.
- Tap your account number.

Your Copy Trader account is now set.



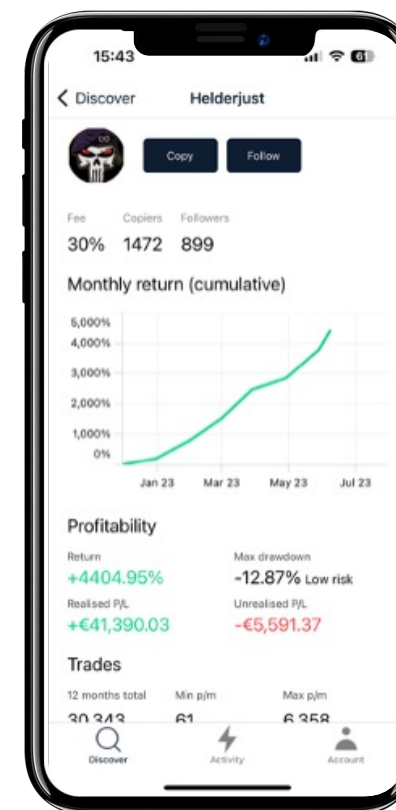
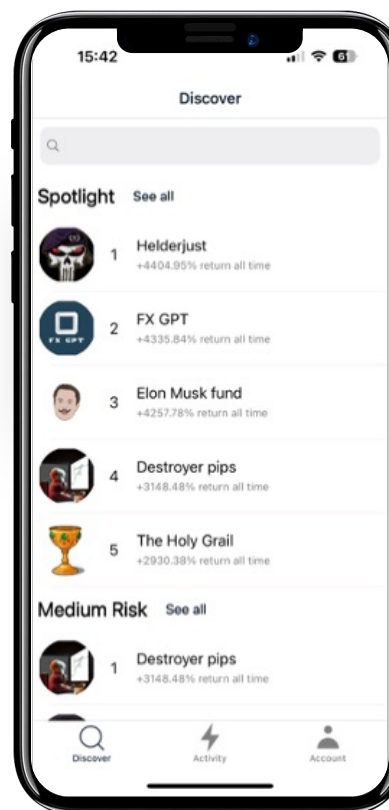
ThinkCopy

How to copy



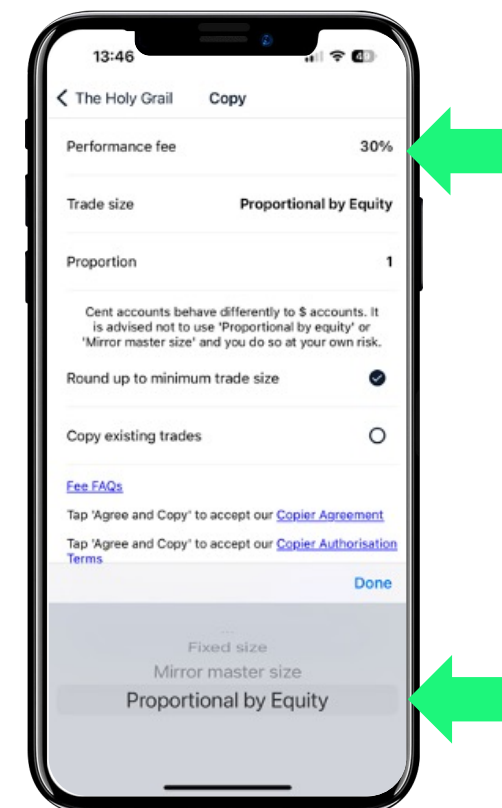
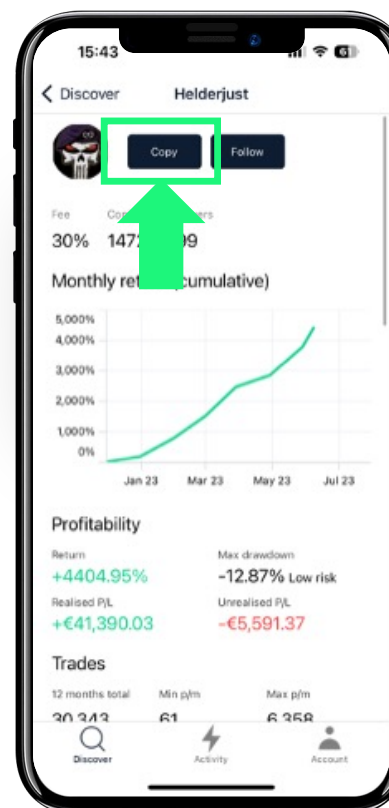
How to copy

- Tap '**Discover**', find a signal provider and tap their name to see the profile.
- Evaluate their trading statistics.
- Max drawdown shows their worst downturn from the account high.
- A good strategy has a healthy balance between return and max drawdown.



How to copy

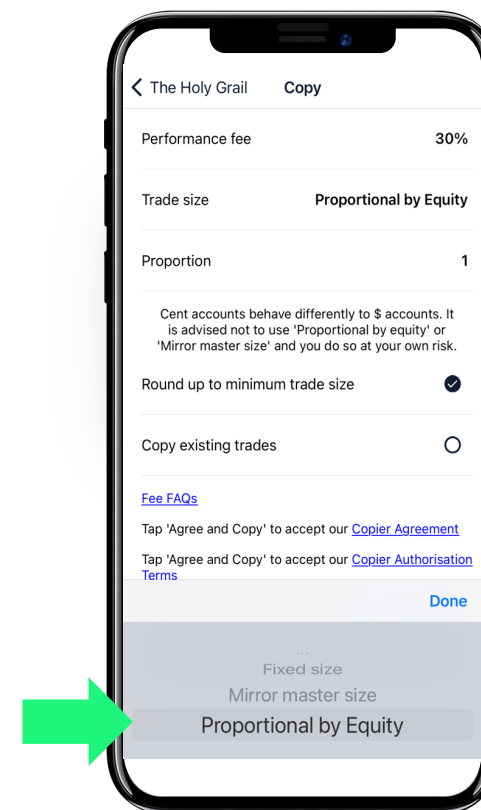
- When ready, tap '**Copy**'.
- Check the performance fee a Signal Provider charges for copying their trades. In this case, 30% of profits (*you only pay on new profits*).
- Tap '**Trade size**' to choose between:
 - Fixed size
 - Mirror master size
 - Proportional by Equity



- **Fixed size:** copy trades to your account at a fixed size irrespectively of signal provider's size.
- **Mirror master size:** all trades will be the same size as the Signal irrespective of account size \times .
- **Proportional by Equity:** trade size is proportional to account equity. A copier can reduce or amplify their exposure to the size of trades.

How to copy

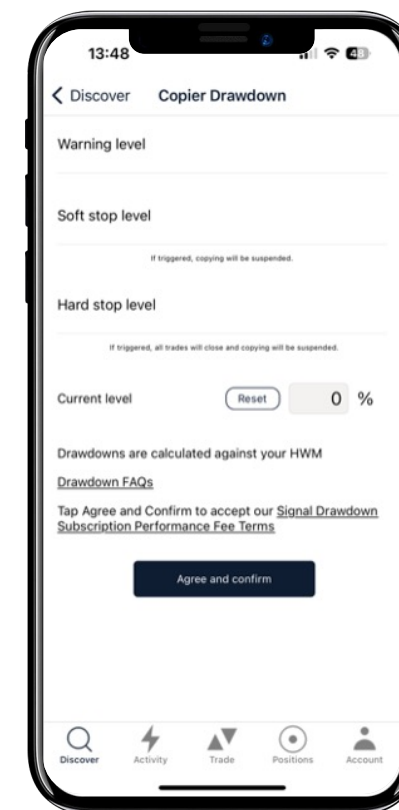
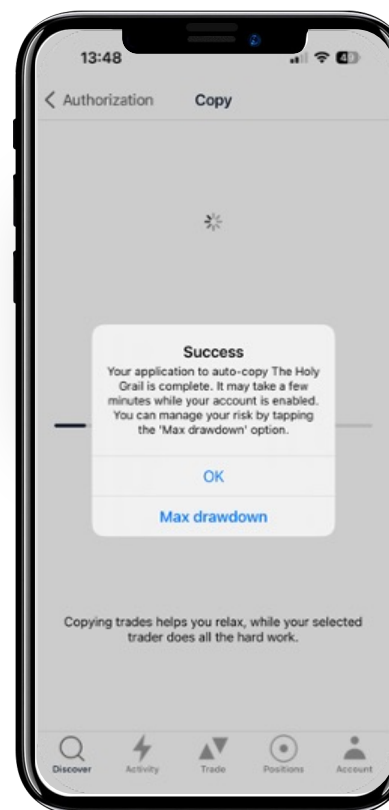
- With '**Mirror master size**' and '**Proportional by Equity**', you can choose to open a position from 1/10 to up to 10x of the signal provider's trade/account size.



How to copy

After accepting risk disclaimers and fees, you can adjust your risk:

- **Warning level:** when triggered, sends an alert.
- **Soft stop level:** when triggered, no new positions can be open.
- **Hard stop level:** when triggered, no further trading is allowed, and existing positions are closed.



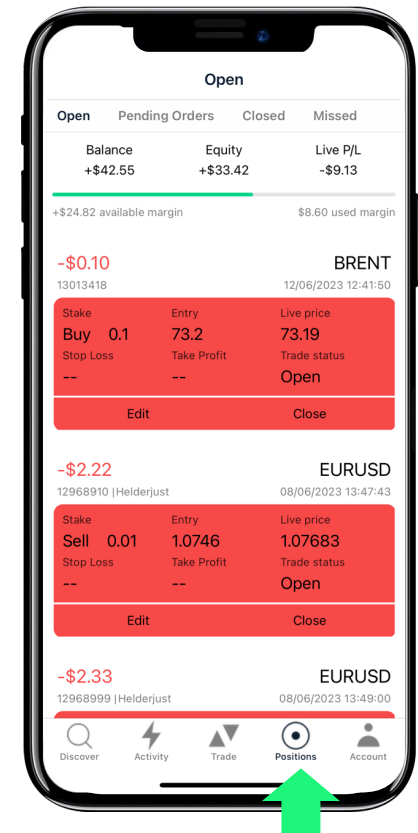
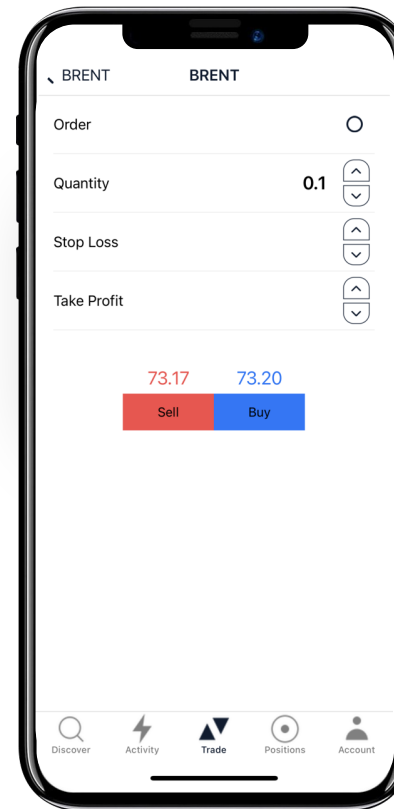
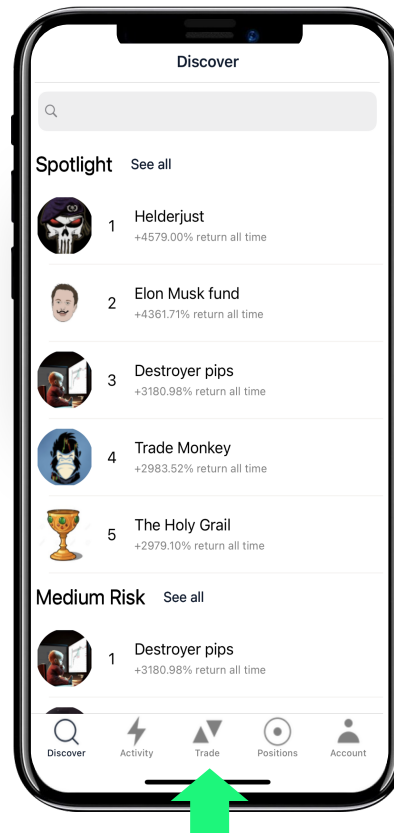
ThinkCopy

How to manually
open a position



How to manually open a position

- Tap **'Trade'** in the menu.
- Choose a market.
- Tap buy or sell to open an order window.
- Pick your trade size and tap buy/sell to execute.
- Check **'Positions'** to manage your trades.



ThinkCopy

How to inverse



How to copy or inverse?

- Find a provider to follow and tap **'Follow'**.
- You will receive a notification when they trade, and you can choose to copy them (**'Copy'**) or trade against them (**'Inverse'**).

